




Club Health Assessment for District 21 S through March 2025

			Status	Membership							Reports					Finance		LCIF
Club Number	Club Name	Charter Date		Current Member Count	YTD Members Added	YTD Members Dropped	YTD Net Growth	YTD Net Growth%	Member Count 12 Months Ago	Avg. length of service for dropped members	Months Since Last MMR ***	Yrs. Since Last Officer Report	President Rotation	Vice President Reported ****	Months Since Last Activity Report ***	Account Balance	Donations for current Fiscal Year	
			Number of times on status quo within last two years	If below 15 members appears				If net loss is greater than 20% appears			If no report in 3 months appears in	When more than one year appears in	Number of repeat terms	Notes the officers that do not have an active	If no report at 12 months appears in red			
Clubs less than two years old																		
157333	Eastern Arizona College	05/17/2024	Active	21	0	2	-2	-8.70%	0	3	10		None	P,S,T,M,VP SC	N/A	90+ Days		
181366	Maricopa Alliance of Assisted Living	03/13/2025	Newly Chartered	21	21	0	21	100.00%	0		0			M,VP,SC	N/R			
153914	UA Lions	04/19/2023	Active	21	0	1	-1	-4.55%	22	1	7		3	T,M,VP,SC	18	90+ Days		
Clubs more than two years old																		
8601	AJO	03/12/1962	Active	2	0	4	-4	-66.67%	7	18	6		4	M,VP,SC	24+			
8638	BENSON	11/08/1950	Cancelled(8*)	0	0	1	-1	-100.00%	1	6	8		None	P,S,T,M,VP SC	20	90+ Days		
8603	BUCKEYE	09/30/1947	Active	24	1	3	-2	-7.69%	26	20	3		4	N M	14		\$680.00	
Exc Award (06/30/2018, 06/30/2019)																		
61904	CATALINA ORO VALLEY	05/11/1999	Active	33	1	0	1	3.13%	30		0			N	0		\$180.00	
Exc Award (06/30/2023)																		
8643	CHANDLER	02/22/1939	Active	42	5	5	0	0.00%	42	10	0			VP,SC	1		\$1,000.00	
56694	CHANDLER SUN BIRD	03/23/1995	Active	57	12	4	8	16.33%	42	1	0		2	N	0		\$7,100.00	
Exc Award (06/30/2016, 06/30/2023)																		
8644	COCHISE STRONGHOLD	12/06/1965	Active	27	4	2	2	8.00%	35	15	3			N	0		\$21,000.00	
Exc Award (06/30/2018)																		
8645	COOLIDGE	02/28/1929	Active(1)	14	0	0	0	0.00%	0		8			T,M,VP,SC	24+	90+ Days		
8647	DOUGLAS	04/22/1929	Active	23	6	0	6	35.29%	17		2			N M,SC	24+			
8649	ELOY	01/27/1945	Active	7	0	0	0	0.00%	7		8		4	M,VP,SC	24+			
8650	FLORENCE	03/28/1929	Active	11	0	0	0	0.00%	11		8			N	9		\$48.85	
8606	GILA BEND	01/07/1965	Active	6	0	0	0	0.00%	6		8		4	S,T,M,VP,SC	24+	90+ Days		
8652	GILBERT	10/14/1969	Active	16	1	1	0	0.00%	16	14	0			VP,SC	0		\$770.00	
Exc Award (06/30/2016, 06/30/2023)																		
8653	GLOBE	04/27/1943	Active	15	0	1	-1	-6.25%	16	45	2		2	N	1		\$2,527.75	
Exc Award (06/30/2018, 06/30/2022)																		
61905	GOLD CANYON	05/17/1999	Active	21	1	3	-2	-8.70%	23	18	2			N	12		\$1,120.00	




Club Health Assessment for District 21 S through March 2025

			Status	Membership							Reports					Finance		LCIF
Club Number	Club Name	Charter Date		Current Member Count	YTD Members Added	YTD Members Dropped	YTD Net Growth	YTD Net Growth%	Member Count 12 Months Ago	Avg. length of service for dropped members	Months Since Last MMR ***	Yrs. Since Last Officer Report	President Rotation	Vice President Reported ****	Months Since Last Activity Report ***	Account Balance	Donations for current Fiscal Year	
			Number of times on status quo within last two years	If below 15 members appears				If net loss is greater than 20% appears			If no report in 3 months appears in	When more than one year appears in	Number of repeat terms	Notes the officers that do not have an active	If no report at 12 months red			
8609	GOODYEAR	05/14/1945	Active	2	1	0	1	100.00%	1		4		5	M,VP,SC	24+			
38433	GREEN VALLEY SAHUARITA	05/15/1980	Active	19	0	2	-2	-9.52%	20	3	3			VP,SC	4			
50497	GUADALUPE	05/04/1990	Cancelled(8*)	0	0	6	-6	-100.00%	6	18	3		None	P,S,T,M,VP SC	24+	90+ Days		
8655	HUACHUCA CITY	04/30/1963	Active	13	0	0	0	0.00%	13		9		5	R	SC	9		
29841	LAVEEN	10/21/1974	Active	31	0	0	0	0.00%	31		8		6		S,T,M,VP,SC	24+	90+ Days	
	Exc Award (06/30/2018)																	
119411	MARANA HOST	05/22/2013	Active	17	2	0	2	13.33%	15		0			R	M,SC	0	\$550.00	
124245	Maricopa	03/04/2015	Active	29	5	4	1	3.57%	28	5	0		2	N	SC	1	\$1,981.00	
	Exc Award (06/30/2023, 06/30/2024)																	
106858	MESA FOUNTAIN OF THE SUN	11/11/2009	Active	49	14	4	10	25.64%	40	14	0			N		0	\$2,350.00	
	Exc Award (06/30/2017, 06/30/2024)																	
38140	MESA LEISURE WORLD	03/31/1980	Active	63	4	6	-2	-3.08%	66	10	2				VP	1	\$500.00	
	Exc Award (06/30/2019, 06/30/2021, 06/30/2022)																	
122542	Mesa Sunland Springs Village	06/18/2014	Active	25	2	0	2	8.70%	23		1		6	R	VP,SC	0	\$4,300.00	
	Exc Award (06/30/2016, 06/30/2022, 06/30/2023)																	
8658	MESA THUNDERBIRD	05/15/1963	Active	30	6	3	3	11.11%	26	2	0		2	R	SC	0	\$650.00	
	Exc Award (06/30/2017, 06/30/2018, 06/30/2019)																	
8659	MIAMI	03/19/1928	Active	8	0	0	0	0.00%	8		4		6		T,M,VP,SC	24+		
8660	MORENCI	10/17/1947	Active	19	5	0	5	35.71%	11		5		6	R	M,SC	22		
8661	NOGALES	04/23/1945	Active	32	2	3	-1	-3.03%	33	3	4			N	M,SC	1	\$500.00	
8664	SAFFORD	10/10/1950	Active	79	15	9	6	8.22%	72	5	0			N		1	\$4,890.00	
8666	SAN PEDRO VALLEY	11/04/1947	Active	10	8	6	2	25.00%	18	1	0				M,VP,SC	24+		
104237	SAN TAN	12/29/2008	Active	7	1	1	0	0.00%	7	2	3			N		0		
8651	SIERRA VISTA	10/18/1955	Active	16	0	0	0	0.00%	19		1		2	R	M,SC	5	\$300.00	
29403	SIERRA VISTA LA SALIDA DEL SOL	05/10/1974	Cancelled(6*)	0	0	11	-11	-100.00%	13	20	3		None	P,S,T,M,VP SC	24+		\$1,100.00	
8668	SOUTH TUCSON	09/23/1947	Active	49	20	7	13	36.11%	38	17	0			N		0		



Club Health Assessment for District 21 S through March 2025

			Status	Membership							Reports					Finance	LCIF
Club Number	Club Name	Charter Date		Current Member Count	YTD Members Added	YTD Members Dropped	YTD Net Growth	YTD Net Growth%	Member Count 12 Months Ago	Avg. length of service for dropped members	Months Since Last MMR ***	Yrs. Since Last Officer Report	President Rotation	Vice President Reported ****	Months Since Last Activity Report ***	Account Balance	Donations for current Fiscal Year
			Number of times on status quo within last two years	If below 15 members appears				If net loss is greater than 20% appears			If no report in 3 months appears in	When more than one year appears in	Number of repeat terms	Notes the officers that do not have an active	If no report at 12 months appears in red		
44625	SUN LAKES	02/18/1985	Active	28	7	5	2	7.69%	27	1	0		3	R	SC	5	\$13,618.41
	Exc Award (06/30/2023)																
115729	SUN LAKES BREAKFAST	12/19/2011	Active	30	4	1	3	11.11%	30	11	0			N	SC	1	\$3,250.00
	Exc Award (06/30/2016)																
97626	TANQUE VERDE VALLEY	08/16/2006	Active	9	0	5	-5	-35.71%	14	6	1		2		M,VP	1	90+ Days
8671	TEMPE	05/02/1929	Active	4	0	0	0	0.00%	4		12	1	None		P,S,T,M,VP SC	20	90+ Days
8672	TOMBSTONE	04/09/1954	Active	16	0	0	0	0.00%	17		8		4	N	M,SC	24+	
8674	TUCSON BREAKFAST	04/03/1957	Active	54	9	7	2	3.85%	52	1	1		2		VP,SC	0	\$457.00
	Exc Award (06/30/2016, 06/30/2024)																
145171	Tucson Cyber	02/24/2021	Active	1	2	27	-25	-96.15%	36	6	0		None		P,M,VP,SC	8	
	Exc Award (06/30/2022)																
8673	TUCSON DOWNTOWN	04/26/1923	Active	23	1	1	0	0.00%	24	2	2			N		7	
8663	TUCSON RINCON	04/02/1953	Active	33	1	1	0	0.00%	32	43	0		6		VP,SC	7	\$345.00
8677	TUCSON WILMOT	11/20/1957	Active(1)	3	0	0	0	0.00%	2		8		4		T,M,VP,SC	16	


Clubs Cancelled Previous Fiscal Year – Clubs Cancelled within last 12 months may be reinstated

Club Number	Club Name	Charter Date	Current Status*	Cancellation Date
82662	SAN LUIS ARIZONA	06/17/2004	Cancelled(8*)	12/29/2023
54225	YUMA QUARTERMASTER EVENING	03/15/1993	Cancelled(6*)	06/29/2024

Current Total Clubs Count	YTD New Clubs Count	YTD Cancelled Clubs Count	YTD Net Club Gain	Current Total Members Count	YTD Add	YTD Drop	YTD Net Growth	YTD Net Growth %	Member Count 12 Months Ago	Average Member Count Per Club	% of Clubs with less than 20 members	% No MMR in 3 Months	% No Officer Report in 12 Months	% of Clubs with balance 90+ days	Number of Clubs in Status Quo	% Status Quo Clubs in Financial Suspension	Number of Cancelled Clubs	Average Cancelled Club Age	Members Lost Due to Cancellation	% of Clubs Cancelled for Non-Financial Reasons
45	1	3	-2	1,060	161	136	25	2.42%	1,027	24	47%	44%	2%	16%	0	0%	3	70	18	0%



Club Health Assessment for District 21 S through March 2025

			Status	Membership							Reports					Finance	LCIF
Club Number	Club Name	Charter Date		Current Member Count	YTD Members Added	YTD Members Dropped	YTD Net Growth	YTD Net Growth%	Member Count 12 Months Ago	Avg. length of service for dropped members	Months Since Last MMR ***	Yrs. Since Last Officer Report	President Rotation	Vice President Reported ****	Months Since Last Activity Report ***	Account Balance	Donations for current Fiscal Year
			Number of times on status quo within last two years	If below 15 members appears				If net loss is greater than 20% appears			If no report in 3 months appears in	When more than one year appears in	Number of repeat terms	Notes the officers that do not have an active	If no report at 12 months appears in red		

* - P - Priority Club. Cancellation Reasons: 1-Objectives/conduct, 2-Non-active club, 5-Non-existing club, 6-Disbanding, 7-Merger, 8-Financial Suspension, 9-District/Multiple District Dues.
** - Abbreviation: P-President, S-Secretary, T-Treasurer, M-Member Chairperson, VP-First Vice President, MC-Communications Chairperson, SC-Service Chairperson
*** - Abbreviation: N/R - Never reported using the Lions Clubs website, N/A - Not applicable, No password registered for the Lions Clubs website.
**** - Abbreviation: N - New, IP - Immediate Past, R - Repeat.